



# Sapphire Sea, Golden Threads



CNCH  
2017



# TENTATIVE SCHEDULE

## Thursday, May 4, 2017

3: 00 p.m.	-	4: 00	Advisory Council Meeting
4: 00	-	6: 00	Registration Desk Open, Merrill Hall
6: 00	-	7: 00	Dinner
7: 00	-	10: 00	Meet and Greet, Registration Desk Open, Merrill Hall

## Friday, May 5, 2017

6: 45 a.m.	-	7: 30	Nature Walk (Meet at Dining Hall)
7: 30	-	9: 00	Breakfast
8: 00	-	9: 00	Registration Desk Open
9: 00	-	12: 00 p.m.	Morning Class Session
12: 00 p.m.	-	1: 00	Lunch
1: 30	-	4: 30	Afternoon Class Session
4: 30	-	6: 00	Liaison Meeting/Socializing, Merrill Hall
6: 00	-	7: 00	Dinner
7: 30	-	9: 00	Keynote Speaker

## Saturday, May 6, 2017

6: 45 a.m.	-	7: 30	Nature Walk (Meet at Dining Hall)
7: 30	-	9: 00	Breakfast
8: 00	-	9: 00	Registration Desk Open
9: 00	-	12: 00 p.m.	Morning Class Session
12: 00 p.m.	-	1: 00	Lunch
1: 30	-	4: 30	Afternoon Class Session
4: 30	-	6: 00	Socializing & Raffle/Silent Auction, Merrill Hall
6: 00	-	7: 00	Dinner
7: 30	-	9: 00	Classroom Walkabout

## Sunday, May 7, 2017

6: 45 a.m.	-	7: 30	Nature Walk (Meet at Dining Hall)
7: 30	-	9: 00	Breakfast
8: 00	-	9: 00	Registration Desk Open
9: 00	-	12: 00 p.m.	Morning Class Session
11: 00			<b>Checkout.</b> <i>Note that this is during class time, so you may want to check out prior to going to class.</i>
12: 00 p.m.	-	1: 00	Lunch
Departure - See you in 2018!			

# WELCOME

Come join us May 4-7, 2017 for a long weekend dedicated to the fiber arts at the lovely and historic Asilomar Conference Grounds in Pacific Grove, California for CNCH's 65<sup>th</sup> Annual Conference, *Sapphire Sea, Golden Threads*. This year's retreat Conference will offer thirteen 2.5-day hands-on workshops in weaving, spinning, dyeing, and basketry for beginning to advanced students, with top instructors from around the country. Learn a new technique, make friends, relax, and enjoy the fabulous food and serene beauty at this historic conference center by the sea.

If you've been to Asilomar before, you know what a special place it is. If this will be your first time visiting Asilomar, you'll soon understand why this will be the fifth time we'll be returning to this amazing facility for our retreat Conference. Make your room reservation early – this year, room reservations will be online only.

Evening events will include a meet-and-greet, a keynote speech by noted author and artist Deborah Valoma, and a Saturday night Classroom Walkabout and Show and Tell, where we can all see what everyone else has been working on over the weekend.

We truly hope you'll join us for this amazing weekend by the sea with friends and fibers!

Nancy Alegria, Chair CNCH 2017



# CONFERENCE COMMITTEE

Chair:	Nancy Alegria - 2017Chair@cnch.org
Co-Chair:	Amy Kuhlmann - 2017Chair@cnch.org
Secretary:	Joan Anderson - 2017Secretary@cnch.org
Treasurer:	Amy Kuhlmann - 2017Treasurer@cnch.org
Volunteers:	Carol Gray, Carol Causey - 2017Volunteers@cnch.org
Program	
Chair:	Penny Peters - 2017Workshops@cnch.org
Programs:	Mai Shields, Donna LaValle, Eugenia Gwathney - 2017Workshops@cnch.org
Activities:	Amy Kuhlmann, Dawn Jacobson - 2017Activities@cnch.org
Publicity:	Donna LaValle - 2017Publicity@cnch.org
Web:	Andrea Longo - 2017Publicity@cnch.org
Publications:	Dawn Jacobson - 2017Publications@cnch.org
Nametags:	Joan Anderson - 2017Registration@cnch.org
Lanyards:	Susie Hodges - 2017Registration@cnch.org
Registrar:	Lilia Rosenheimer - 2017Registration@cnch.org
Facilities:	Reba Siero - 2017Facilities@cnch.org
Tech Guru:	Andrea Longo - 2017Registration@cnch.org
Scholarship	
Fundraiser:	Tammy Slezak, Gayle Still - 2017Fundraiser@cnch.org

Special thanks to Vilija Deutschman, Betsy Gribble, Jean Near, Wendy-Marie Teichert, and the wonderful staff at Asilomar Conference Grounds. Photographs of Asilomar Conference Grounds, Point Pinos Lighthouse, and Asilomar Beach by S.N.Jacobson.

# CONFERENCE REGISTRATION

Conference registration opens November 12, 2016 at 9 am. There will be a link to the online registration through the CNCH website ([cnch2017.regfox.com/cnch-2017](http://cnch2017.regfox.com/cnch-2017)). Early Bird Registration ends January 31, 2017. Last date for online registration is April 1, 2017. Any cancellations received after April 1, 2017 receive no refund. Prior to April 1, the refund will be fees paid minus a \$50 administration fee. All refunds will be sent after the conclusion of the conference. There will be no on-site registration.

The cost for the conference is \$350, rising to \$375 on February 1, 2017. There is an additional \$25 charge for any attendee who is not a member of a CNCH guild. The charge for guests of conference attendees and people not taking a workshop is \$25.

# VENUE

CNCH returns to the wonderful Asilomar Conference Grounds in 2017. Celebrated as Monterey Peninsula's "Refuge by the Sea," Asilomar is a breathtakingly gorgeous 107 acres of ecologically diverse beachfront land. Located in the quaint, scenic beachside town of Pacific Grove, Asilomar offers guests the simple comforts of cozy cottages and rustic lodges, and an unforgettable escape from the demands of everyday life.

## Why stay at Asilomar?

In order to get the best price for the use of conference facilities, we commit to a specific number of guest rooms. It is important that you book your room and meals through the link in your registration confirmation email, on the CNCH website, or at Asilomar's special conference reservation page at [www.tinyURL.com/CNCH2017Lodging](http://www.tinyURL.com/CNCH2017Lodging) in order to get our special rate, and for us to get credit for your lodging. This also allows you to be in the center of the action, and to take full advantage of all the conference events while still being close to your workshop location.

## Rates

3-night stay, including all meals from Thursday dinner through Sunday lunch:

- Single Occupancy : \$851.48
- Double Occupancy (per person): \$571.07
- Conference Attendee  
+ Guest (Partner, Spouse, etc.): \$1,142.17
- Youth (3-12) Guest (additional): \$213.47

Additional Days (May 1-3, and/or May 7-9), per night:

- Single Occupancy: \$277.16
- Double Occupancy (per person): \$183.69
- Conference Attendee  
+ Guest (Partner, Spouse, etc.): \$367.39
- Youth (3-12) Guest (additional): \$213.47

Offsite Guests (includes all meals): \$300 for all three days, payable to CNCH.

When you register for lodging, you will be given three options: *Single Occupancy*; *Roommate Request-Double Occupancy*; and *Participant with Guest*. If you know the name of your roommate, enter that person's name in the box provided (otherwise, a roommate will be chosen for you). You can also select special meals during registration (Vegetarian/Vegan/Gluten-Free).

## Meals

Crocker Dining Hall is a spacious and welcoming gathering spot with



high-beamed ceilings, stone pillars, hardwood floors, and incomparable views of the forest and the dunes of Asilomar State Beach. Eating at Crocker Dining Hall is an essential part of the conference experience. Their daily menu highlights fresh, seasonal, local produce procured directly from a network of regional, organic farmers. Each day, menu boards are posted at the dining hall

and front desk, showcasing the meal that will be offered for breakfast, lunch, and dinner. Vegetarian and gluten-free options will always be available. All you have to do is inform the attendant, and their culinary staff will be happy to fill your dietary needs. For more sensitive allergy and medical restrictions, please consult with Asilomar's conference service team for available options.

## KEYNOTE

### Scrape the Willow Until It Sings: The Words and Work of Basket Maker Julia Parker

Deborah Valoma is an artist, professor, and chair of the Textiles Program at California College of the Arts, where her specialized field of research, writing, and teaching is the cultural history of textiles as a global aesthetic practice. In addition to teaching a series of courses on textile history and theory, she has published articles, lectured, and curated exhibitions. In 2013 she published *Scrape the Willow Until It Sings: The Words and Works of Basket Maker Julia Parker*, which won the Commonwealth Club's California Book Award Gold Medal for contributions to publishing, and will be the topic of her presentation.



*Julia Parker, Yosemite National Park.  
Photo by Lee Fatherree*

# CNCH GRANT FUNDRAISER - SEASIDE RAFFLE/ SILENT AUCTION

Create and donate an ocean- or beach-themed artwork, woven and/or handmade. We're looking to weavers and dyers for colorful beach totes or scarves, coasters and placemats, and to spinners and basket makers for fun sea creatures, creative uses of kelp, driftwood, and scavenged beach detritus. Jewelry is another option for imaginations gone wild!

Deadline for donated work is April 15, 2017. Options for delivering donations are: bring to a CNCH liaison member at a guild meeting; mail to Jill Stanton at 415 Franconia St., San Francisco, CA 94110; or email a picture with dimensions to [egwathney@aol.com](mailto:egwathney@aol.com) and bring to Asilomar at the time of registration. Please include name, material/technique, and optionally any additional information for your donated item. Donations from non-participating guild members will be gratefully accepted as well. There will be a display of these ingenious items, and an opportunity to win them through a raffle and/or silent auction. Have fun experimenting with new materials and forms of sea life!

## CNCH GRANT

### Conference Grant Information and Requirements:

1. To be eligible for the grant, the applicant must be a member in good standing of a guild which is a member of CNCH, Inc. Applicant must not have been awarded this grant in the past five years.
2. Five grants in the amount of the Early Bird registration of \$350 are available for CNCH 2017 Conference, one for each Area.
3. The grant committee consists of at least three members from the CNCH Advisory Board. The committee does not have access to applicants' names.
4. Applications will be available on the web site, [www.cnch.org](http://www.cnch.org), from guild liaisons, or by contacting the CNCH Administrative Assistant, Erin Maclean, [Advisory@CNCH.org](mailto:Advisory@CNCH.org) or P.O. Box 191119, Sacramento, CA 95819-1119.
5. Awards will not be made on the basis of financial need. The applicant will describe the applicant's fiber interests and the applicant's reasons for wanting to attend CNCH 2017 Conference. Selection will be based on both the applicant's personal goals and upon how they plan to share their experience with their guild.
6. Applications are due by November 14, 2016. The grant committee will make its selection for the awards by November 30, 2016. Applicants should register online and each recipient will be sent a check from CNCH, Inc. once registration and guild membership is confirmed.
7. If the recipient is unable to attend CNCH 2017 Conference for any reason, the recipient needs to notify the CNCH committee as early as possible for the committee to be able to award the grant to another individual, if time allows. Regardless, if the recipient does not attend the conference, the money must be returned to CNCH, Inc.

# WORKSHOPS

## Shifu Journey: Spinning and Weaving Mulberry Paper and More

A Workshop with Donna Sakamoto Crispin

Skill level: Beginner to Advanced; all levels

Shifu is the Japanese art of cutting and spinning washi paper and weaving it into cloth. Donna will show you the traditional way and some unconventional ways to create your own paper thread and cord. We will spin washi paper, old pattern paper, and more. You will learn how to spin the paper in several different ways, from a drop spindle to a drill. On the second day, beginners will use their paper yarns to make a woven sampler on a small loom. More advanced weavers will weave a basket, 3"-4" across and tall. On our last day, students will have a choice of making a basket or a woven pendant. Participants choosing the pendant will learn a variety of basketry techniques including twining, reverse twining, color placement, twill weave and full turn twining.



Donna Sakamoto Crispin has been creating baskets and teaching workshops since 1986. Influences from Japanese and Northwest cultures, fiber, clay and metals can be seen in her baskets and other woven pieces. She enjoys sharing her weaving experiences with others and passing along traditional crafts.

[www.donnacrispin.blogspot.com/](http://www.donnacrispin.blogspot.com/)

Student materials fee: \$25.00

Materials list: Teacher will provide Thai unryu paper, hemp and cotton thread, beads, Habu paper yarns and small weaving looms. A materials list will be provided in advance to all participants.



# The Unwoven Warp: Layering Sprang on Woven Cloth (twill with variations)

A Workshop with Deanna Deeds

Skill level: Intermediate

Learn to add sprang braided accents to your handwoven creations by leaving pattern warp unwoven in select areas, using a modified twill structure that creates supplementary warps. Sprang is a stretchy, net like fabric formed by the twisting of warp threads with each other. The elastic fabric thus formed is layered on regular woven cloth for exciting new possibilities in design.



Students will come with looms pre-warped and will learn how to tension the ground and pattern warps, weave the background, work an interlinked sprang motif and secure it. You will also learn how to start and stop the motifs to place them alone or simultaneously with another, and vary the size and shape of the sprang.

In addition, we will have opportunity to try alternate treadling (lift) sequences for variations of background fabric, try alternate pattern warp yarns, and explore other sprang structures if desired. The class will include structures in which supplementary warp floats can be formed.



An ex-engineer who has loved fiber since childhood, Deanna Deeds has been captivated for the past 30 years by the beauty of the mathematical relationships found in weaving. Focusing on form, interlacement and structure, she has developed a method of combining loom-controlled woven cloth with sprang, an ancient hand-manipulated technique. [www.fiberartisan.com](http://www.fiberartisan.com)  
*Student materials fee:* \$5.00 (includes pre-workshop and in-class handouts, stopcord, needles, alternate warp yarns).

*Materials list:* A materials list will be provided in advance to all participants. A 4-shaft (simple pick-up required) or 8-shaft loom with 12-dent reed and at least 8-inch weaving width required.

# Off the Grid

A Workshop with Elisabeth Hill

Skill level: Must be able to warp a loom and be able to read a draft.

Feeling hemmed in by the ho-hum of parallels and perpendiculars? Join Lisa on an adventure out of the straight and narrow! In an on-loom round robin format we will weave multiple samples in 4- and 8- shaft structures that allow the warp and weft to shift and move, creating a dizzying array of curves, undulations and textures. Each participant will be mailed a warp in a different fiber/structure with full instructions for dressing. In class we will weave samples and variations, learn techniques and tips for weaving these structures, learn how they are related to one another and reinforce our understanding with drafting exercises. We will also examine and discuss a wide array of fabric samples in class.



Elisabeth (Lisa) Hill has been weaving for over 20 years and completed a 6 year Master Weaver program at Hill Institute in Florence, MA, in 2012. She is the program chair of the Weavers of Western Massachusetts, a faculty member at Vavstruga Weaving School and one of a team of tech editors for *Handwoven Magazine*. [www.plainweave.net](http://www.plainweave.net)

*Student materials fee:* \$50.00

*Materials list:* Pre-warped 4- or 8-shaft loom, writing materials, 2 shuttles, 4 bobbins and miscellaneous weaving supplies such as scissors, measuring tape, tapestry needle, etc.

# Kumihimo – Japanese Braiding, Beading and Beyond

A Workshop with Karen Huntoon

Skill level: Beginner to Intermediate

Kumihimo is a Japanese form of braid making and this workshop will be “hands on” with lots of samples for inspiration, written materials and kits. While learning new skills and techniques participants will be able to tie each learning block into a completed project. Starting with the basics of braiding a round braid on a foam Kumihimo disk you will then complete an 8-strand cluster bead bracelet, a blended beaded necklace and will experiment with a 12-strand ridge spiral braid. In addition there will be demonstrations of braiding on a Marudai weaving stand with fiber and with beads.



Besides teaching, Karen is an owner of an online business devoted to Kumihimo. She braids with fiber and with beads and uses the foam disk and plate, the Marudai and most recently the Takadai. Karen leads yearly kumihimo/knitting tours to Mexico and Guatemala. As she notes on her website “my brain never gets tired of thinking of how Kumihimo works, what I can do with it next, and how I can share it with others.” [www.whatabraid.com](http://www.whatabraid.com)

*Student materials fee:* \$50.00. Fee will cover discs, cords and beads. Instructor will email participants as to their choice of color of fiber/beads for the various projects.


*Materials list:* Weldbond glue, scissors, tape measure, reading glasses or magnifier.

# Weaving with Non-Traditional Materials: An Exploration of Unusual, Innovative, and Just Simply Funky Yarns

A Workshop with Giovanna Imperia

Skill level: Intermediate to Advanced (this is not a “learn to weave” workshop).

Ever been intrigued by unusual materials but not been able to figure out how to use them? Then, this is the workshop for you. In this fun filled workshop you will find answers to questions you may have had and did not know who to ask: What is polyurethane? Why would I want to use thermoplastic? What is the point of combining bast or protein fibers with metal? What is elastane and how do I make friends with it? What is metal, what is metallic? Can I weave with metal thinner than hair, and why would I want to do that? And much, much more.



Come to class with a pre-warped loom and begin the creative exploration of a variety of unique materials ranging from polyurethane coated yarns to 40 micron wire (finer than your hair!) to a variety of plastics and thermoplastics. Create your own sampler while testing the properties of these materials. On the second day, you will be able to continue this exciting exploration by warping some of the more suitable materials and test their properties in the warp and the weft. Appropriate finishing techniques will be discussed.

You will be coached on the idiosyncrasies of a wide variety of funky and futuristic yarns, including handling, warping, weaving, braiding, selecting the right yarns for the look and feel that you want and using their tricky ways effectively, to give you the results that you want. Permutations can be infinite so warping materials will be limited to just a few. This will give us time to discuss issues that may arise when warping and will also limit the number of finishing techniques we will cover to a manageable number.



Most of Giovanna Imperia’s work focuses on the exploration of the tactile and organic nature of fiber and related materials while pushing the boundaries of the expected definition of body adornment and 3D objects. She has written 2 books on kumihimo and a number of weaving articles. Her work has been exhibited nationally and internationally. Besides teaching Giovanna is the owner of an online yarn boutique specializing in unusual yarns. [www.giovanaimperia.com](http://www.giovanaimperia.com)

*Student Materials Fee:* \$75.00 – this includes all the weft material for Day 1, and warp and weft material for Day 2.

*Materials List:* A materials list and warping instructions will be provided in advance to all participants. This class will require a 4- to 8-shaft table or floor loom, preferably with Texsolv heddles – no twisted wire heddles please.

# Chase Twills

A Workshop with Annetta Kraayeveld

Skill level: Twill experience necessary.

Twill baskets with a little bit of a twist! The focus of this workshop is chase twills, twill weaving with two weavers. Students will make two baskets. First, Voltage, a fun chase twill that uses color placement and chase twill weaving to create an eye catching design. Then students will weave the Leather and Lace Tote with its unique base and more complex chase twill. Workshop discussions will include twill design and how to do the math to create a chase twill basket. Shaping techniques are also emphasized. Workshop includes all weaving material and instruction booklet.



Annetta Kraayeveld finds great satisfaction working with her hands, merging the age old form of basketry with the contemporary world. Creating functional art pieces is her passion. Annetta's work has earned several awards and she has been teaching at basketry events and guilds across North America since 2000.

**[www.prairiewoodbasketry.com](http://www.prairiewoodbasketry.com)**

*Student material fee:* \$100.00

*Materials list:* Students should bring a short bent packer or flat ended screwdriver, sharp basket or garden cutters, #20 tapestry needle and a sharp knife or rim scraper.

# Spinning Spectacular Knitting Yarns

A Workshop with Kate Larson

Skill level: Ability to spin and ply a basic yarn. Basic knitting skills (cast-on, bind-off, knit and purl stitches).

Starting a new project often begins with the perfect yarn, the perfect pattern, or a grand idea. Handspinning our own knitting yarns gives us endless opportunities to create exactly what we want, and breaking the design process into steps can aid everyone from the precision spinner and knitter to the most free-form. This class will help guide you through the process of choosing a fiber and yarn design, keeping gauge consistent, estimating fiber and yardage, washing and finishing knitting yarns, and more.

Kate will share her method of record keeping that never leaves spontaneity and creativity behind, and you will have the opportunity to see plenty of examples of her work. We will play with a wide variety of fibers and yarn styles and discuss different uses such as socks, lace, and two-color knitting. Leave class with a spinner's idea notebook brimming with possibilities for your next project. This workshop welcomes a wide variety of skill levels and is designed to help you create your own unique textiles.



Kate Larson loves using fiber arts as a bridge between art and agriculture. She is the author of *The Practical Spinner's Guide: Wool* (Interweave, 2015) and several videos, including *How to Spin Yarn to Knit*. Her work has appeared in *Spin-off*, *Jane Austen Knits*, and more. Follow her at [KateLarsonTextiles.com](http://KateLarsonTextiles.com)

Student materials fee: \$15.00

Materials list: A spindle or working wheel, extra bobbins, and lazy kate. You will need handcards for this class—some will be available to borrow—and a few sets of knitting needles in sizes you typically use.

# Colorhue Instant Silk Dyeing and Printing

A Workshop with Barbara Setsu Pickett

Skill level: Any level student is welcome to join in the fun.

Colorhue is a liquid, highly concentrated, non-toxic, fiber-reactive dye designed especially for silk. It comes in 10 hues. It does not need additional chemicals or heat and fixes immediately without chemical fixer, no batching, no ironing to set the color. Because it strikes so quickly you can achieve unique color effects like iridescence. It needs almost no rinsing, saving water, energy and time.

Using the 10 base colors and a tri-axial color scale we will make 21 hues from 3 primaries. Optically mix hues by layering sheer silks. Learn scrunch dyeing by massaging the silk goods in a small amount of dye in a sealable baggie. Achieve iridescent effects by quick successive over dyes. Experiment printing with Colorhue by adding it to shaving cream and applying it through thermofax screens or freezer paper stencils.



Barbara Setsu Pickett is an Associate Professor Emerita in the Art Department at the University of Oregon. Her art and research focus on velvet weaving, Jacquard design, and shibori. She has researched velvet weaving both in Europe and Asia. With her son Michael she runs the Mihara Shibori Studio and creates silk shibori scarves. Barbara has received numerous awards, nationally and internationally, for her work. *Student materials fee:* \$40.00. Payment to cover dyes, supplies, silk fabric and instruction manual. *Materials list:* A materials list will be provided in advance to all participants.

# New Uses of An Ancient Technique

## A Workshop with Lois Russell

**Skill Level:** All skill levels are welcome and students will be able to find their own level.

Basket making is an ancient craft rich in tradition and technique. Today's artists are using age-old techniques to create sculptural pieces that challenge the definition of "basket." This class will focus on twining, using colorful waxed linen thread. Students will begin with a small pre-made base to make sure they have the basics before exploring the many possibilities of pattern, shape and texture. The focus of the class is technique and using those techniques to create something unique.



Lois Russell makes sculptural basket forms by twining waxed linen. Her award winning work has been included in many exhibitions and publications. Lois served as president of the National Basketry Organization and now serves on the board of Craft Emergency Relief Fund and the Society of Arts and Crafts in Boston.

**[www.loisrussell.com](http://www.loisrussell.com)**

*Student materials fee:* \$35.00.

*Materials list:* Scissors.





# Princess Breeds: Turbo-Charged

A Workshop with Beth Smith

Skill level: Participants should be able to spin a continuous thread.

Take an enchanted journey with fairy tale princesses and the princesses of the animal world: sheep. The class connects the spirit of each movie princess with a particular breed of sheep. Which breed is strong, brave? Which breed is daring and cunning? Which breed is the fairest of them all?

We will spend 2 ½ days covering the ins and outs of 15 sheep breeds, the history of each breed and every detail about each breed's fleece. We will learn a few methods of scouring fleece and the reasons behind each method. Then working from washed, unprocessed fleece we will learn to comb, flick, and card. Through sampling we can determine what processing and spinning method work best with each breed.

A sprinkle of fairy dust will keep the fun in our spinning and you will be whistling while you work all the day through!




Beth Smith is obsessed with wool. She teaches the why and how-tos of preparing and spinning as many breeds as a spinner can. Almost everything she knows is in her two books, *The Spinner's Book of Fleece: A Breed by Breed Guide to Choosing and Spinning the Perfect Fiber for Every Purpose*, and, *How to Spin*.

**[www.bethsmithspinning.com](http://www.bethsmithspinning.com)**

Student materials fee: \$75.00

*Materials list:* Spindle or spinning wheel in good working order. Also, hand combs or minicombs and a diz, a flick and handcards as well as a sturdy table cloth. If you do not own these tools a few will be available to borrow during class. In addition, a pen and note taking material are useful.




# Tied up in a Magical Box: Tied Weaves and Tied Weave Threadings

A Workshop with Robyn Spady

Skill level: Adventure-seeking beginners through advanced weavers

Tied weaves create patterned fabric with floats of limited length. It's also an extremely versatile weave capable of amazing results. One of the most overlooked and minimized features of designing and drafting tied weaves and developing new patterns is the tie-up. One threading can provide a multitude of different treadling options – from singles and pairs to Dukagang and taquete. Why? Because of the ability to make subtle-to-major changes in the tie-up, treadling sequence, and wefts. Participants will learn the fundamentals of tied weaves and explore a number of variations. There will be a portion of the workshop dedicated to design. If you're a weaver interested in understanding terms like summer & winter, single 2-tie, taquete, and samitum or would like to get acquainted with Bergman and Quigley, then this workshop is for you!



Robyn Spady learned to weave in 1969. She is committed to turning the weaving world on to the infinite possibilities of crossing threads and loves coming up with new ideas to create fabric and transform it into something new and exciting. Robyn is also founder and editor of *Heddlecraft* magazine.

[www.spadystudios.com](http://www.spadystudios.com)

Student materials fee: \$15.00

Materials list: 4- or 8-shaft loom (eight shafts recommended). Pre-warped loom per the instructions

provided in advance of conference, shuttles and wefts per the instructions, scissors, pen/pencil. Instructor will provide samples and workshop notebook.

# More Than Just Black and White: Weaving Beautifully with Neutrals

A Workshop with Betty Vera

Skill Level: All levels, Beginner to Advanced (must be able to warp and weave on a harness loom unaided; this class not for those who have never woven before).

Black, white, grays, browns, and beiges are anything but neutral when used skillfully – providing design effects ranging from intense drama to a soft mood. Neutrals also emphasize texture and set off other colors beautifully. And subtle colors themselves can be used to create a palette of “neutrals.” This class concentrates on combining light-and-dark tones effectively, using warm and cool neutrals, exploring the textural range of different yarns and weaves, and enhancing the graphic potential of woven design. Each warp will be threaded differently so that everyone can weave round robin and take home a notebook of swatches of every fabric woven in class. Participants will receive warping and threading instructions in advance of the workshop so they can arrive ready to weave. Handouts will include complete weaving instructions for every warp, a variety of weft yarns, and all swatch notebook supplies.



Betty Vera loves how colors interact in weaving, whether in the hand woven warp-painted tapestries she makes or her computer-assisted Jacquard tapestries. A former fibers instructor at Montclair (NJ) State University and New York’s Fashion Institute of Technology, she now lives in Massachusetts and divides her time between workshop teaching and her studio practice. [www.bettyvera.com](http://www.bettyvera.com)

*Student materials fee:* \$55.00

*Materials list:* Warping instructions will be sent to participants in advance of the workshop. Each student must bring a pre-threaded 4- or 8-shaft table or floor loom; their own bobbins, shuttles, scissors, and other personal weaving tools; a few weft yarns to try; and note-taking supplies. A bobbin winder is not required of each student but it will be helpful if one or two students can bring one for the class to share.

# Color, Content and Creativity: New Strategies for New Work

A Workshop with Mary Zicafoose

Skill level: all levels

Artist and weaver Mary Zicafoose will present a trifecta of one-day workshops to stimulate visual thinking and ignite your creative work in textiles. Each day will be approached as an individual unit of study which will include 2-D studio exercises; reflection and the written word; goal setting; power points; and the excitement of new points of view specific to your personal story in cloth.

*Day #1: Color.* How does your use of color define you and your work? This day of applied study will help to develop your eye for color and lay a foundation to expand your color fluency.

Focus will be on color intuition and personal voice creating a color journal using color-aid silk screened papers employing selected exercises of colorist Josef Albers.

*Day #2: Creative Process.* This is a fast paced full day of 2-D and 3-D design exercises, individual critique, and discussions selected to stimulate and energize your creative thinking, expand work into a series, and stimulate new approaches to creating new work.

*Day#3: Content.* Today is devoted to creating and refining your personal literature – how you speak and write about your work. We will also cover tools for greater efficiency, productivity and goal setting and set a curriculum to re-invigorate your studio practices.



Nebraska artist Mary Zicafoose, a master at weft ikat, has work represented in the collections of two dozen United State Embassys. Board service: Co-director, American Tapestry Alliance; Chair, Omaha Union for Contemporary Art; GoodWeave USA. Exhibition, teaching and lectures include the deYoung Museum, San Francisco, Penland School of Craft, Penland, NC, and guilds and conferences worldwide.

[www.maryzicafoose.com](http://www.maryzicafoose.com)

*Student materials fee:* \$50.00. Instructor will provide each student with one 3"x4 1/2" set of 314 Color-Aid silkscreen design papers and workshop notebook with 3 days of handouts and exercises.

*Materials list:* A materials list will be provided in advance to all participants.

# COMPANION ACTIVITIES

Asilomar Conference Center is located in Pacific Grove, CA, in beautiful Monterey County. The central coast has so much to offer that we encourage everyone to bring along a companion and make a mini-vacation out of your time at Conference. For those companions who will not be attending classes, might we suggest exploring some of the following daytime activities during your stay?

## Sports

### Biking

Check out the fresh air and beauty of just Pacific Grove or venture further into Monterey or Carmel. Complimentary bikes are available to guests of Asilomar to check out for DIY biking. Area bike trail maps can be downloaded from [www.mapmyride.com/us/pacific-grove-ca](http://www.mapmyride.com/us/pacific-grove-ca). Bikes can also be rented in Pacific Grove at Winning Wheels (831-375-4322). Winning Wheels also offers organized bike tours of the Monterey Peninsula.

### Kayaking

Kayak on Monterey Bay or in Elkhorn Slough for fabulous wildlife viewing. Kayak rentals & tours are available in Monterey from:

- Monterey Bay Kayaks at [www.montereybaykayaks.com](http://www.montereybaykayaks.com)
- Adventures By The Sea at [www.adventuresbythesea.com](http://www.adventuresbythesea.com)

### Golf

One of the best-kept secrets on the Monterey Peninsula, Pacific Grove Golf Links can boast of beautiful views of cypress forests and the Pacific Ocean at an affordable price. Opened in 1932 with a front nine designed by famed golfer and course designer Chandler Egan (the back nine was designed in 1960 by Jack Neville), the course is adjacent to Asilomar Beach and the Point Pinos Lighthouse. To reserve a day or evening tee time, visit [www.playpacificgrove.com/tee-times](http://www.playpacificgrove.com/tee-times).

### Horseback Riding

Imagine cantering down the beautiful beaches aboard a horse. Horseback riding tours can be arranged with Monterey Bay Equestrian at [www.montereybayequestrian.com](http://www.montereybayequestrian.com).

### Walking and Motor Tours

Pacific Grove, Monterey and Carmel all offer charming streets and architectural treasures that can be best enjoyed up close via a leisurely walk. For the independent tourist, a self-guided virtual walking tour of Pacific Grove is available at [www.93950.com/walk](http://www.93950.com/walk). For self-guided tours of Monterey State Historic Park and Monterey's Cannery Row, grab your cell phone and dial (831) 998-9458 (Monterey State Historic Park), or (831) 718-9123 (Cannery Row), followed by a "stop"

number (normal usage rates apply).

For those looking for something a bit more in-depth or more specialized, try guided tours from:

- Historic Monterey, [www.historicmonterey.org](http://www.historicmonterey.org)
- The Original Monterey Walking Tours, [www.walkmonterey.com](http://www.walkmonterey.com)
- Monterey Waterfront and Cannery Row Tours,  
[www.montereywaterfrontcanneryrowtours.com](http://www.montereywaterfrontcanneryrowtours.com)
- Monterey Movie Tours, [www.montereymovietours.com](http://www.montereymovietours.com)
- Carmel Walks, [www.carmelwalks.com](http://www.carmelwalks.com)

## Scuba

Certified divers can dive the spectacular kelp beds of Monterey Bay. Gear rental and dive trips can be arranged with:

- Dive To Survive, [www.divetosurvive.com/scuba-diving-guided-dives](http://www.divetosurvive.com/scuba-diving-guided-dives)
- Breakwater Scuba, [www.breakwaterscuba.com/dive-tours](http://www.breakwaterscuba.com/dive-tours)
- Aquarius Dive Shop, [www.aquariusdivers.com/tours](http://www.aquariusdivers.com/tours)

## Boating

The driest way to get out on the water is on a boat, whether you wish to catch fish, watch for wildlife or just catch some sun. Water adventures can be booked with:

- Chris' Fishing Trips, [www.chrissfishing.com](http://www.chrissfishing.com)
- Monterey Bay Charters, [www.montereybaycharters.com](http://www.montereybaycharters.com)
- Randy's Fishing Trips & Whale Watching, [www.randysfishingtrips.net](http://www.randysfishingtrips.net)
- Stagnaro Sport Fishing, Charters & Whale Watching Cruises,  
[www.stagnaros.com](http://www.stagnaros.com)

## Food

It's no secret that California has some of the best wines in the world and our dining ain't too shabby neither. Although overshadowed by Napa, Sonoma, and Mendocino counties, Monterey County features eight American Viticultural Areas, and more than fifty wineries in the Monterey and Carmel area. A map of wineries and tasting rooms can be downloaded from [www.montereywines.org/tasting-rooms](http://www.montereywines.org/tasting-rooms).

## Comestibles and Libations Tours

Check out our culinary offerings by taking advantage of guided tours through:

- Wine Trolley, [www.toursmonterey.com/WTPages/WTTicket.html](http://www.toursmonterey.com/WTPages/WTTicket.html)
- Monterey Guided Wine Tours, [www.montereyguidedwinetours.com](http://www.montereyguidedwinetours.com)
- Carmel Food Tours, [www.carmelfoodtour.com](http://www.carmelfoodtour.com)
- Monterey Bay Farm and Food Tours, (831) 309-4165

## Cultural

The Monterey area is rich in history, stretching from the indigenous peoples through the Spanish colonization and the eventual annexing into the United States. To explore this history, visit one or a few of our many museums, some of which are listed below.

### Pacific Grove Museum of Natural History

[www.pgmuseum.org](http://www.pgmuseum.org)

### San Carlos Borromeo de Carmelo Mission

This mission was founded in 1771 by Father Junipero Serra. It features the Basilica Church (a registered National Historic Landmark), The Harry Downie Museum, the Munrás Family Heritage Museum, the Jo Mora Chapel Gallery and the Convento Museum. [www.carmelmission.org](http://www.carmelmission.org)

### Cooper Molera Adobe

This adobe displays the elegance and wealth of the John Rogers Cooper family. Cooper was from New England, immigrated to California, and married into a Mexican family. Cooper traveled extensively as a ship captain, trading in hides, tallow, general merchandise and sea otter pelts. [www.parks.ca.gov/?page\\_id=956](http://www.parks.ca.gov/?page_id=956)

### The City of Monterey Museums

Includes Colton Hall which was built to serve as a public school and town meeting hall and now offers visitors a re-creation of the meeting room where California's first Constitution was drafted in October 1849 and exhibits on early Monterey and the Presidio of Monterey Museum exhibits which lead visitors through Monterey's various stages of military development.

[www.monterey.org/museums](http://www.monterey.org/museums)

### Dali 17

Dali17 is a permanent exhibition of remarkable and unprecedented art, including original etchings, mixed media, lithographs, and rare sculptures by one of the twentieth century's premier and most celebrated surrealist artists, Spaniard Salvador Dali. The name Dali17 ties Dali's influence and history to the original 17 Mile Drive, where he lived and worked. This is the first permanent Dali exhibition located on the West Coast and the largest private collection on exhibition in the United States. [www.dali17.com](http://www.dali17.com)

### Secret Gardens of Old Monterey

Discovering Monterey's historic gardens- our "best kept secret" - will come as a beautiful surprise! [www.parks.ca.gov/?page\\_id=952](http://www.parks.ca.gov/?page_id=952)

# Nature & Wildlife Viewing

## Monterey Bay Aquarium

Located at the ocean's edge on historic Cannery Row, the Monterey Bay Aquarium is your window to marine life. If you've never been, don't miss it. If you have, visit again. There's always something new in the towering tanks or in the tidepool cove. [www.montereybayaquarium.org](http://www.montereybayaquarium.org)

(For free parking, take Wave Street, which becomes Ocean View Blvd., pass the aquarium on your right side and the Tin Cannery Mall on your left. Drive just a couple of minutes. There will be FREE all day street parking after the parking signs end. The walk to the Monterey Aquarium is a mere 5-7 minute walk on the recreational trail.)

## 17-Mile Drive

For some of the most spectacular scenery anywhere, don't miss driving this 17-mile stretch along the coast. Breathtaking scenery and stunning architecture will knock your socks off. There's a \$10 toll and motorcycles are not allowed. The closest entry point to Asilomar is the Pacific Grove Gate that can be accessed from Sunset Drive. For a map of this drive, visit <https://goo.gl/j2md41>

## Whale Watching

The Monterey Bay National Marine Sanctuary is a great place to sometimes see whales, sea otters, seals, sea lions and elephant seals. To charter a trip out on the bay, contact:

- Princess Monterey Whale Watching, [www.montereywhalewatching.com](http://www.montereywhalewatching.com)
- Chris' Fishing Trips, [www.chrissfishing.com](http://www.chrissfishing.com)
- Randy's Fishing Trips & Whale Watching, [www.randysfishingtrips.net](http://www.randysfishingtrips.net)
- Stagnaro Sport Fishing, Charters & Whale Watching Cruises, [www.stagnaros.com](http://www.stagnaros.com)

## Birdwatching

Monterey Bay has a plethora of seabirds which can be viewed from the water or from the shore as well as land birds that can be enjoyed just about anywhere you walk. For those preferring to bird on their own, don't miss Elkhorn Slough State Marine Reserve at Moss Landing which can be accessed via Highway 1 (more info at [www.elkhornslough.org](http://www.elkhornslough.org)), or Point Lobos State Marine Reserve which juts out into Carmel Bay 3 miles south of Carmel (more info at [www.pointlobos.org](http://www.pointlobos.org)).

For those who welcome a boat trip and a chance to see the off-shore pelagic varieties, contact:

- Monterey Bay Boat Charters, [www.montereyseabirds.com](http://www.montereyseabirds.com)
- Shearwater Journeys, [www.shearwaterjourneys.com/index.html](http://www.shearwaterjourneys.com/index.html)
- Monterey Birding Adventures, [www.montereybirdingadventures.com/adventures.htm](http://www.montereybirdingadventures.com/adventures.htm)



## **Elkhorn Slough Guided Wildlife Tours**

Elkhorn Slough is one of California's largest wetlands and part of a National Estuarine Reserve located in central Monterey Bay. Sightings can include sea otters, harbor seals, and hundreds of species of birds with opportunities for excellent close-at-hand photographs. Join a guided tour to get the very most out of your visit by contacting:

- Elkhorn Slough Safari, [www.elkhornslough.com](http://www.elkhornslough.com) for a kayak tour;
- Monterey Bay Kayaks, [www.montereybaykayaks.com](http://www.montereybaykayaks.com) for a kayak tour; or
- Elkhorn Slough National Estuarine Research Reserve, [www.elkhornslough.org/esnerr/tours.htm](http://www.elkhornslough.org/esnerr/tours.htm) for a walking tour.

## **Photographic Walking Tour**

Join well-known Bay Area photographer Stephen Jacobson for an informal photographic exploration of the Asilomar Conference Grounds, Asilomar State Marine Reserve and Spanish Bay on Friday, May 5 at 2 p.m. Additional information will be available at the Conference.

## **Free and Fun**

### **Big Sur Coastal Drive**

Highway 1 is consistently named one of the most scenic drives in the world!

### **Elkhorn Slough Walking Tour**

[www.elkhornslough.org/esnerr/tours.htm](http://www.elkhornslough.org/esnerr/tours.htm)

### **Monterey Recreational Trail**

A great leisurely walk along the Monterey Recreational Trail will do you wonders, especially after a large meal at the Wharf. You'll see Harbor Seals, Sea Lions, Sea Otters, the gorgeous coastline and more, all the while taking in fresh ocean air.

### **Point Pinos Lighthouse Tour**

The Point Pinos Lighthouse is the oldest continuously operating lighthouse on the West Coast. There's a nice historical tour through the lighthouse which is pretty neat! Tours are Thursday thru Sundays, 1-4pm.

[www.pointpinoslighthouse.org](http://www.pointpinoslighthouse.org)

### **Monarch Butterfly Grove Sanctuary in Pacific Grove**

Thousands of Monarch butterflies migrate to Pacific Grove for the winter every year. (Butterflies in residency October - March, but still a nice place to visit in May.)

### **Secret Sea Otter Hangout, Moss Landing Harbor**

Here you will oftentimes find ten to fifteen Sea Otters frolicking, gathering food, or just rafting (resting) in the harbor and often in one to two large groups.

## Tidepooling in Monterey

Explore one of the richest tidepooling habitats in the world! That's right; Point Pinos or "The Great Tide Pool" is yours for the exploring.



**The CNCH 2017 Committee  
thanks Sports Basement for  
their generous support.**

**Sports**   
**Basement**  
**born & raised in the Bay Area**



